



NEHA PUBLIC SCHOOL

130/557 B BAKAR GANJ. KANPUR

HOLIDAY HOMEWORK

Session : 2024-25

**CLASS
1st (ENG. MED.)**

PASTE
YOUR
PHOTO

NAME :



HOLIDAY

Homework

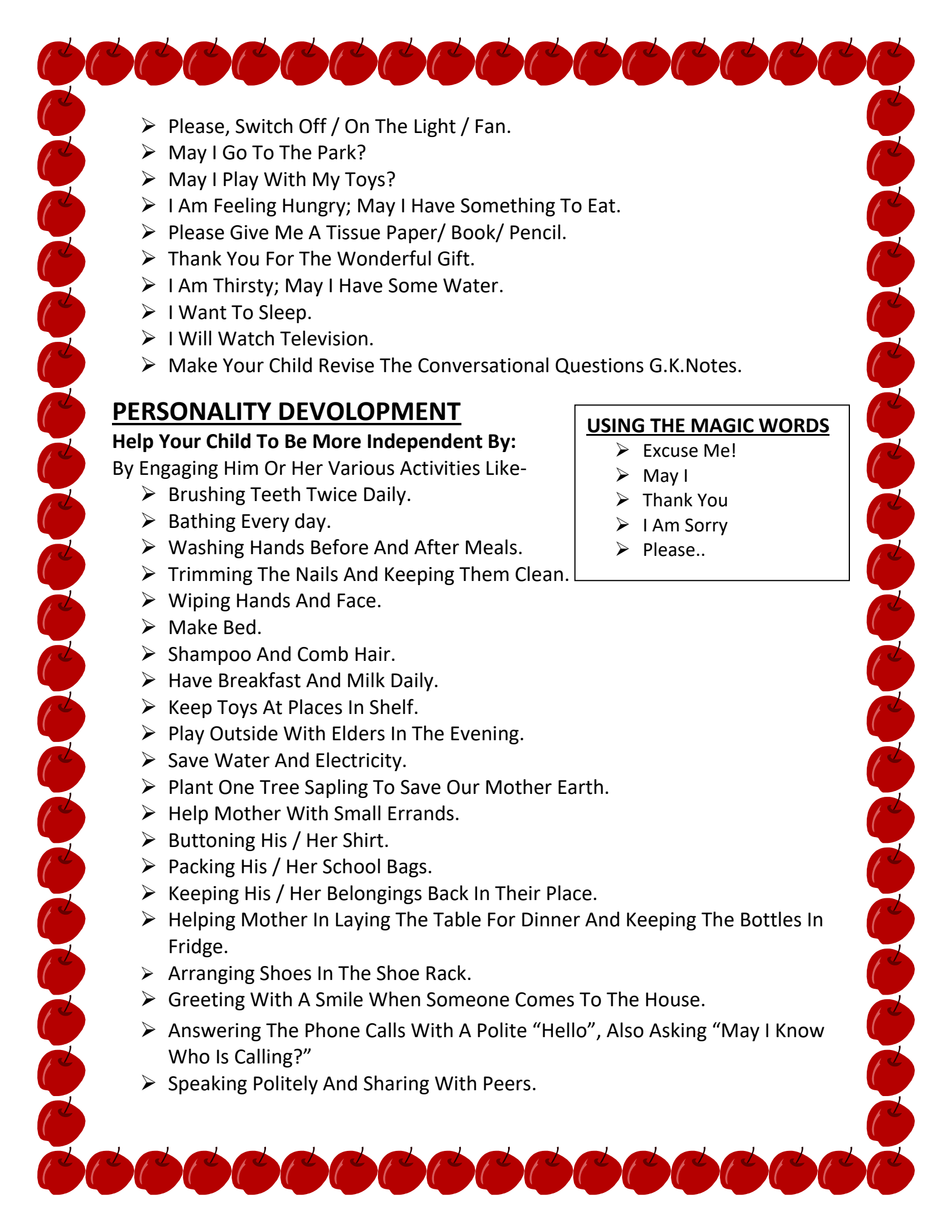
FOR THE PARENTS

Summer Vacations are here. A few vital suggestions are listed below to make the vacations more exciting and fruitful than ever before.

Be A Friend: Play Games With Your Child Like – Ludo, Carom, Etc.

Explore Nature: Take Your Child For Morning Walk, And Along With Them Count Trees, Cars, Stones, Flowers Etc. While Going For A Walk.

1. Playing In Gardens And Parks Always Bring Joy For Little Kids, At The Same Time They Can Prove To Be Great Learning Source I.E. Different Plants, Trees, Flowers, Leaves, Their Colours Etc. Bring Your Child Close To Nature. Take Your Child To Nature Walk.
2. Encourage Your Child To Play With Other Children Helping Them To Make New Friends.
3. Children Must Learn To Help Themselves By Folding Of Apron & Napkin, Closing & Opening Of Bag, Water Bottle, Fruit Box, Lunch Box Etc., Hanging Of Bag & Water Bottles, Buttoning Of Shirt.
4. Show Different Vegetables And Fruits And Ask Him/Her To Identify And Pick Up Whichever He/She Wants To Eat, Its Colour Taste Etc.
5. Talk To Your Child About The Things They See Around Which Will Help In Enriching The Child's Vocabulary.
6. When You Dress Up Your Child Make Him/ Her Aware About The Colour Of The Dress.
7. Spend Some Time With Your Child By Playing Or Simply Conversing With Your Child In English And Develop A Habit Of Speaking Proper Sentence Like:-
 - How Are You? I'm Good. Thank You.
 - Please, Open / Close My Tiffin / Bottle.
 - I Have Finished My Work / Food.

- 
- Please, Switch Off / On The Light / Fan.
 - May I Go To The Park?
 - May I Play With My Toys?
 - I Am Feeling Hungry; May I Have Something To Eat.
 - Please Give Me A Tissue Paper/ Book/ Pencil.
 - Thank You For The Wonderful Gift.
 - I Am Thirsty; May I Have Some Water.
 - I Want To Sleep.
 - I Will Watch Television.
 - Make Your Child Revise The Conversational Questions G.K.Notes.

PERSONALITY DEVELOPMENT

Help Your Child To Be More Independent By:

By Engaging Him Or Her Various Activities Like-

- Brushing Teeth Twice Daily.
- Bathing Every day.
- Washing Hands Before And After Meals.
- Trimming The Nails And Keeping Them Clean.
- Wiping Hands And Face.
- Make Bed.
- Shampoo And Comb Hair.
- Have Breakfast And Milk Daily.
- Keep Toys At Places In Shelf.
- Play Outside With Elders In The Evening.
- Save Water And Electricity.
- Plant One Tree Sapling To Save Our Mother Earth.
- Help Mother With Small Errands.
- Buttoning His / Her Shirt.
- Packing His / Her School Bags.
- Keeping His / Her Belongings Back In Their Place.
- Helping Mother In Laying The Table For Dinner And Keeping The Bottles In Fridge.
- Arranging Shoes In The Shoe Rack.
- Greeting With A Smile When Someone Comes To The House.
- Answering The Phone Calls With A Polite "Hello", Also Asking "May I Know Who Is Calling?"
- Speaking Politely And Sharing With Peers.

USING THE MAGIC WORDS

- Excuse Me!
- May I
- Thank You
- I Am Sorry
- Please..

LEARN LITERARY HOMEWORK

English Litt.- Lesson- 1, 2, 3 All Exercises.

English Lang.- Lesson- 1, 2 All Exercises.

Hindi Litt.- पाठ 1 से 3 तक पूरा अभ्यास कार्य।



Hindi Lang.- पाठ 1 से 2 तक पूरा अभ्यास कार्य।

Mathematics – Chapter- 1, 2 All Exercises. Table 2 to 10

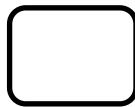
E.V.S.- Lesson- 1, 2 All Exercises.

Project Work- Make any one by using thermocol-
1- Sun Face 2- Ice-Cream Face 3- Mango Face


On The First Day Of My School
I Was




Happy




Sad



Scared



Worried



Curious












COLOUR ANY ONE EXPRESSION

ENGLISH

1- Identify these pictures and write their names in capita letters-



2- Match the pictures with their name-

		cup car plate cake box rabbit ox dog parrot cock table hat	
			
			
			
			
			

3- Which letters are called Consonants?

Ans-

.....

4- Which letters are called Vowels?

Ans-

HINDI

1- निम्न प्रश्नों के उत्तर दो-

a)- बच्चे किसकी वंदना कर रहे हैं ?

Ans-

.....

b)- रवि का जन्म कब हुआ था ?

Ans-

.....

c)- मौखिक भाषा किसे कहते हैं ?

Ans-

.....

d)- वर्ण किसे कहते हैं ?

Ans-

.....

2- कविता की पंक्तियों को पूरा कीजिए-

सूरज को तुमने,

..... को तुमने,

तारों को तुमने,

..... को तुमने,

3- भारत वर्ष में बोली जाने वाली किन्ही 3 भाषाओं के नाम लिखिए-

1.

2.

3.



MATHS

1- Write in Numbers-

- a)- Seven b)- Nine
- c)- Three d)- Five

2- Write the number-names-

- a)- 4 b)- 8
- c)- 7 d)- 6

3- Fill up the number in the box-

- a)- 6 comes just after =
- b)- 3 comes just before =
- c)- 7 comes just after =
- d)- 9 comes just before =

4- Write before, between and after numbers-

- a)- 8 b)- 6 c)- 6 8
- d)- 4 6 e)- 9

5- Add these numbers-

- a)- $2 + 3 =$ b)- $4 + 2 =$
- c)- $4 + 0 =$ d)- $2 + 1 =$



E.V.S.

1- Answer the following questions-

a)- What is your favorite food?

Ans-

b)- In which class do you study?

Ans-.....

c)- Write four uses of legs?

Ans-.....

d)- How many sense organs do you have?

Ans-.....

2- Fill in the blanks with the words given below-

[writing & eating, see, our legs]

a)- Our eyes let us everything around us.

b)- We also use for running, jumping etc.

c)- We use our hands for lots of things likeetc.

3- Write 'T' for True and 'F' for False statements-


a)- Our skin lets us touch and feel things. []

b)- Our nose helps us taste our food. []

c)- Grandfather & Grandmother are together called



ART



1. pink 2. brown 3. black
4. yellow 5. blue 6. green
7. purple

FIND THE CLASSROOM OBJECTS NAME & MAKE CIRCLE





Classroom

- | | | | | |
|---------------|------------|--------------|------------|---------------|
| 1.pencil case | 5.desk | 9.book | 12.chair | 15.whiteboard |
| 2.sharpener | 6.eraser | 10.marker | 13.pen | 16.pencil |
| 3.book bag | 7.scissors | 11.gluestick | 14.crayons | 17.paper |
| 4.ruler | 8.notebook | | | |

O	E	S	A	C	L	I	C	N	E	P	O	R	S
S	H	A	R	P	E	N	E	R	K	A	E	R	C
W	R	S	E	R	C	C	G	A	B	K	O	O	B
H	R	K	D	E	O	R	B	P	R	U	L	E	R
I	K	S	E	D	S	L	A	P	O	E	A	O	R
T	A	I	N	O	P	E	K	Y	E	E	O	I	I
E	E	R	A	S	E	R	P	U	O	N	E	L	A
B	A	S	C	I	S	S	O	R	S	N	P	B	L
O	T	B	O	E	R	E	A	R	E	O	S	L	I
A	U	S	E	E	C	A	B	O	O	K	O	A	C
R	N	A	P	H	O	S	G	I	C	A	C	R	N
D	E	A	A	N	O	T	E	B	O	O	K	K	E
R	P	I	H	R	L	R	E	K	R	A	M	T	P
S	R	K	C	I	T	S	E	U	L	G	R	A	A



COMPLETE THE PUZZLE & COLOUR THE ALL PICTURES

Summer Time



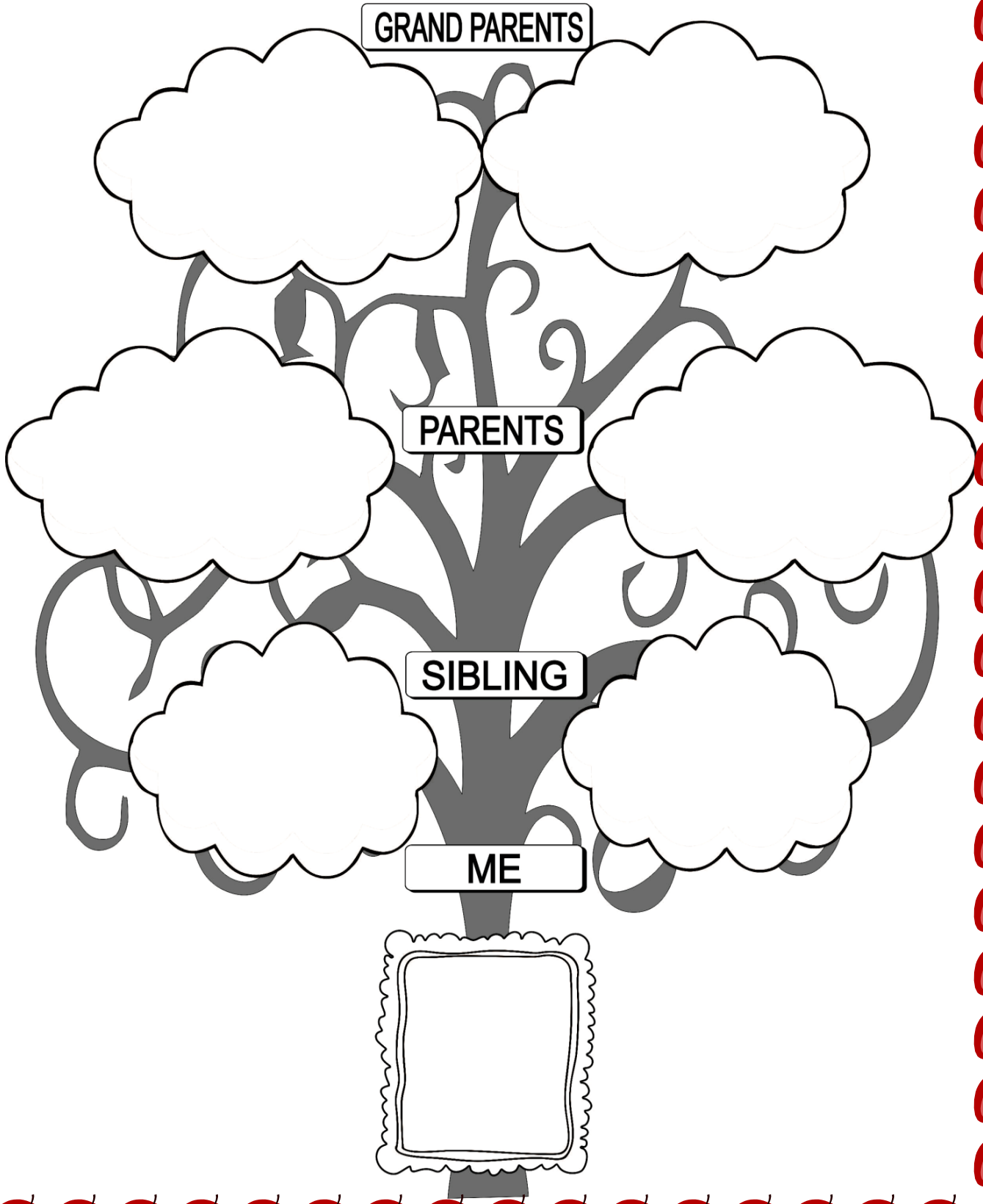
1.Parrot 2.Watermelon 3.Whale
4.Bird 5.Palm 6.Airplane 7.Sunscreen
8.Cocktail 9.Skydiving 10.Sun

COLOUR THE GIVEN PICTURE AND SPOT THE 10 DIFFERENCES AND MAKE CIRCLE



FAMILY TREE

Paste Pictures (Passport Size) Of Your Grand Parents, Parents, Siblings And You.





PLANT A TREE ACTIVITY WITH PARENTS

1. Plant a small tree in a pot or a ground near your home and observe the growth of plant daily.
अपने घर में एक गमले में या आस-पास ज़मीन में एक छोटा पेड़ लगाइए और प्रतिदिन पौधे की वृद्धि का निरीक्षण करें।)
2. Click pictures of the plant daily and paste some pictures here.
पौधे की रोज़ाना फोटो खींचें और कुछ फोटो यहाँ चिपकाएँ।



MAKE A NEST ACTIVITY WITH PARENTS


1. Make a nest on the rooftop of your house and keep some food and water for birds.
अपने घर की छत पर एक घोंसला बनाएँ और चिड़िया के लिए दाने और पानी रखें।
2. Daily observe the nest and click pictures of the nest with bird and paste some pictures here.
प्रतिदिन घोंसले का निरीक्षण करें और चिड़िया के साथ फोटो खींचकर कुछ फोटो यहाँ चिपकाएँ।



ABOUT JOURNEY WITH FAMILY

1. Visit a new place during summer holidays with your parents.
गर्मी की छुट्टी में अपने माता-पिता के साथ कहीं घूमने जाएँ।
2. Click pictures of the places you visit and paste some pictures here.
जहाँ-जहाँ आप घूमें वहाँ की अपनी फोटो खींचें और कुछ फोटो यहाँ चिपकाएँ।

DAL PASTING ACTIVITY



Instructions - Let's paste yellow and green dal.

Objective - To enhance fine motor skills of the child.

IMPORTANT POINTS:

- School Will Re-Open On 1st July 2024 As Per Summer Timings Of The School.
SCHOOL TIMING:- (ENGLISH MEDIUM)
PG. TO U.K.G. CLASS – 12:00 PM TO 4:30 PM
1 TO 12 CLASS – 7:30 AM TO 12:00 PM
- Let The Little One Do All The Homework Under Your Supervision.
- Kindly Submit The Holiday Homework On The Re-Opening Day Of The School.

We Hope You Will Enjoy These Activities And Come Back To School With A New Zeal And Enthusiasm.

HAVE A HAPPY & CHEERFUL VACATION!

**MR. C.A. ANSARI
MANAGER**

**MR. SHAHNAWAZ ANSARI
PRINCIPAL(J.H.)**

**MR. ISHAN ANSARI
PRINCIPAL(PRIMARY)**

